

Sainik Finance & Industries Limited

CIN : L26912DL1991PLC045449 Website : www.sainikfinance.com

Regd. Office : 129 Transport Centre, Rohtak Road, Punjabi Bagh, New Delhi-110035. Tel.: 011-28315036 Fax :011-28315044

E-mail : info@sainik.org, legal.secretarial@sainikmining.com

Ref.No. SFI BSE 2017-18-07

Dated 29/05/2017

To
The Manager (Listing),
BSE Limited,
Floor 25, P.J. Towers,
Dalal Street,
Mumbai- 400001

Sub: Audited Financial results for the quarter/year ended March 31, 2017.

Ref: SAINIK FINANCE & INDUSTRIES LIMITED

Dear Sir,

We would like to inform that at a meeting held on Monday, 29th May, 2017, the Board of Directors of the Company has approved the Audited Financial Results for the quarter/year March 31, 2017.

Pursuant to Regulation 33 of the SEBI (listing Obligations & Disclosure Requirements) Regulation, 2015, we enclose the following:

1. Audited Financial Results (Standalone) for the quarter/year ended March 31, 2017 along with statement of Assets and Liabilities for the half year ended 31st March, 2017.
2. Auditors' Report on the Audited Financial Results for the quarter/year ended March 31, 2017.

Pursuant to the Regulation 33(3)(d) of the SEBI (Listing Obligations and Disclosures Requirements) Regulations, 2015 read with SEBI (listing Obligations and Disclosure Requirements) (Amendment) Regulations, 2016, the Company hereby declares that the Auditor has furnished their Report with unmodified opinion(s) in respect of Financial Results for the quarter/year ended March 31, 2017.


Kindly take the same on your record for the Company.

Thanking You,

Yours faithfully,
For Sainik Finance & Industries Limited

Authorised Signatory

Encl: as above



SAINIK FINANCE & INDUSTRIES LIMITED

Regd. Off: 129 Transport Centre, Rohtak Road, Punjabi Bagh, New Delhi-110035, Ph.: 011-28315036 Fax : 011-28315044

Corp. Off: 7th Floor, Office Tower, Ambience Mall, NH-8, Gurgaon (Haryana)-122001


CIN: L26912DL1991PLC045449, Website : www.sainikfinance.com, Email : info@sainik.org, legal.secretarial@sainikmining.com

Statement of Standalone Audited Financial Results for the quarter and year ended 31st March, 2017

(Rs. in Lakhs)

Sl.	Particulars	3 months ended (Audited)**	Previous 3 months ended (Unaudited)	Corresponding 3 months ended in the previous year (Audited)**	Year to date figures for current year ended (Audited)	Previous Accounting Year ended (Audited)
		31.03.2017	31.12.2016	31.03.2016	31.03.2017	31.03.2016
PART-I						
1	Income from operations					
	Net Sales/Income from Operation (net of excise duty)	389.43	190.09	237.36	998.28	919.15
	Other operating Income	0.46	0.55	12.28	1.01	15.93
	Total Income from operations (net)	389.89	190.64	249.64	999.29	935.08
2	Expenses					
	a) Cost of materials consumed	-	-	-	-	3.20
	b) Purchases of stock-in-trade	-	-	-	-	-
	c) Changes in inventories of finished goods, work in progress and stock	0.01	-	1.25	0.01	1.26
	d) Employee benefit Expense	12.42	12.56	24.97	46.60	60.16
	e) Depreciation and amortisation expense	0.14	0.24	0.28	0.93	1.10
	f) Other Expenses (Any item exceeding 10% of total expenses relating to continuing operations to be shown separately)	79.09	31.73	58.49	177.42	114.65
	Total Expenses	91.66	44.53	84.99	224.96	180.37
3	Profit/(Loss) from operations before other income, finance costs and exceptional items (1-2)	298.23	146.11	164.65	774.33	754.71
4	Other Income	-	-	-	-	-
5	Profit / (Loss) from ordinary activities before finance costs and exceptional item (3 ± 4)	298.23	146.11	164.65	774.33	754.71
6	Finance Costs	248.84	79.37	116.94	506.10	485.94
7	Profit/(Loss) from ordinary activities after finance costs but but before exceptional item (5 ± 6)	49.39	66.74	47.71	268.23	268.77
8	Exceptional items	0.05	-	-	5.13	-
9	Profit/(Loss) from ordinary activities before tax (7 ± 8)	49.34	66.74	47.71	263.10	268.77
10	Tax Expenses	-	-	-	138.86	118.58
11	Net Profit/(Loss) from ordinary activities after tax (9±10)	49.34	66.74	47.71	124.24	150.19
12	Extraordinary Item (net of tax expense)	-	-	-	-	-
13	Net Profit/(Loss) for the period (11±12)	49.34	66.74	47.71	124.24	150.19
14	Share of profit/(loss) of associates*	-	-	-	-	-
15	Minority Interest*	-	-	-	-	-
16	Net Profit/(Loss) after taxes, minority interest and share of profit/(loss) of associates (13±14±15)	49.34	66.74	47.71	124.24	150.19
17	Paid-up equity share capital (Face Value Rs. 10/-)	1,088.00	1,088.00	1,088.00	1,088.00	1,088.00
18	Reserve excluding Revaluation Reserves as per balance sheet of previous accounting year	-	-	-	2,122.10	1,911.57
19(i)	Earning Per share (before extraordinary items) (of Rs. Nil) (not annualized) :					
	a) Basic	0.45	0.61	0.44	1.14	1.38
	b) Diluted	0.45	0.61	0.44	1.14	1.38
19(ii)	Earning Per share (after extraordinary items) (of Rs. Nil each) (not annualized) :					
	a) Basic	0.45	0.61	0.44	1.14	1.38
	b) Diluted	0.45	0.61	0.44	1.14	1.38

[Handwritten Signature]



SAINIK FINANCE & INDUSTRIES LIMITED

Regd.Off: 129 Transport Centre, Rohtak Road, Punjabi Bagh, New Delhi-110035, Ph.: 011-28315036 Fax : 011-28315044

Corp.Off: 7th Floor, Office Tower, Ambience Mall, NH-8, Gurgaon (Haryana)-122001

CIN: L26912DL1991PLC045449 , Website : www.sainikfinance.com , Email : info@sainik.org, legal.secretarial@sainikmining.com

Sr.	Particulars	3 months ended (Audited)**	Previous 3 months ended (Unaudited)	Corresponding 3 months ended in the previous year (Audited)**	Year to date figures for current year ended (Audited)	Previous Accounting Year ended (Audited)
		31.03.2017	31.12.2016	31.03.2016	31.03.2017	31.03.2016

PART-II

A. PARTICULARS OF SHAREHOLDINGS						
1	Public Shareholding					
	- Number of Shares	4674076	5189092	5207058	4674076	5207058
	- Percentage of shareholding	42.96%	47.69%	47.86%	42.96%	47.86%
2	Promotor and Promotor Group - Shareholding					
	a) Pledged /Encumbered					
	- Number of Shares	-	-	-	-	-
	- Percentage of shares (as a % of the total shareholding of promotor and promoter group)	-	-	-	-	-
	- Percentage of Shares (as a % of total share capital of the Co)	-	-	-	-	-
	b) Non-Encumbered					
	- Number of Shares	6205924	5690908	5672942	6205924	5672942
	- Percentage of shares (as a % of the total shareholding of promotor and promoter group)	100%	100%	100%	100%	100%
	- Percentage of Shares (as a % of total share capital of the Co)	57.04%	52.31%	52.14%	57.04%	52.14%
B. INVESTOR COMPLAINTS						
		3 months ended 31.03.2017				
	Pending at the beginning of quarter					
	Received during the quarter					
	Disposed of during the quarter					
	Remaining unresolved at the end of quarter					


Notes :-

- The above audited results for the quarter ended 31st March 2017 has been reviewed and examined by Audit Committee and has been approved by the Board of Directors at their meeting held on 29-05-2017
- Previous period figures have been regrouped /recasted wherever necessary to facilitate comparison.
- * There are no subsidiaries/associates of the Company as on date and hence it is not applicable in our case.
- ** The figures for the quarters ended 31st March 2016 and 31st March 2017 are balancing figure between audited figures in respect of full years and the published year to date figures upto the quarter ended 31st December 2015 and 31st December 2016 respectively.
- This financial statement is as per Regulation 33 of the SEBI (Listing Obligations and Disclosure Requirements) Regulation 2015

Place: New Delhi
Date : 29-05-2017

By order of the Board of Directors

Rudra Sen Sindhu
Director (DIN-00006999)



Statement of Asset and Liabilities			
Particulars		Current year ended (dd-mm-yyyy)	Previous year ended (dd-mm-yyyy)
Date of start of reporting period		01-04-2016	01-04-2015
Date of end of reporting period		31-03-2017	31-03-2016
Whether results are audited or unaudited		Audited	Audited
Nature of report standalone or consolidated		Standalone	Standalone
Equity and liabilities			
1	Shareholders' funds		
	Share capital	1088	1088
	Reserves and surplus	2122.1	1911.572
	Money received against share warrants	0	0
	Total shareholders' funds	3210.1	2999.572
2	Share application money pending allotment	0	0
3	Deferred government grants	0	0
4	Minority interest		
5	Non-current liabilities		
	Long-term borrowings	0	0
	Deferred tax liabilities (net)	22.055	22.212
	Foreign currency monetary item translation difference liability account	0	0
	Other long-term liabilities	15	40
	Long-term provisions	147.121	214.293
	Total non-current liabilities	184.176	276.505
6	Current liabilities		
	Short-term borrowings	15059.572	2342.343
	Trade Payables		
	(A) Total outstanding dues of micro enterprises and small enterprises	0	0
	(B) Total outstanding dues of creditors other than micro enterprises and small enterprises	465.44	442.485
	Other current liabilities	58.795	56.092
	Short-term provisions	139.019	125.987
	Total current liabilities	15722.826	2966.907
	Total equity and liabilities	19117.102	6242.984
Assets			
1	Non-current assets		
(i)	Fixed assets		
	Tangible assets	63.904	84.469
	Producing properties	0	0
	Intangible assets	0	0
	Preproducing properties	0	0
	Tangible assets capital work-in-progress	0	0
	Intangible assets under development or work-in-progress	0	0
	Total fixed assets	63.904	84.469



Statement of Asset and Liabilities		
Particulars	Current year ended (dd-mm-yyyy)	Previous year ended (dd-mm-yyyy)
Date of start of reporting period	01-04-2016	01-04-2015
Date of end of reporting period	31-03-2017	31-03-2016
Whether results are audited or unaudited	Audited	Audited
Nature of report standalone or consolidated	Standalone	Standalone
(ii) Non-current investments	0	0
(v) Deferred tax assets (net)	0	0
(vi) Foreign currency monetary item translation difference asset account	0	0
(vii) Long-term loans and advances	124.69	253.972
(viii) Other non-current assets	0	0
Total non-current assets	188.594	338.441
Current assets		
Current investments	0	0
Inventories	0.423	0.429
Trade receivables	12.367	30.93
Cash and cash equivalents	1.531	2.092
Bank balance other than cash and cash equivalents	88.186	61.952
Short-term loans and advances	18826.001	5809.14
Other current assets	0	0
Total current assets	18928.508	5904.543
Total assets	19117.102	6242.984
Disclosure of notes on assets and liabilities		





Kumra Bhatia & Co.
CHARTERED ACCOUNTANTS

FLAT NO 8, VASANT ENCLAVE,
NEW DELHI-110087

TEL. : +91-11-4100 8405, 4100 8406
+91-11-2614 1630, 2614 8076

FAX : +91-11-2614 8122
E-MAIL : kumrabhatia@hotmail.com
HEMANT KUMRA : hemantkumra@hotmail.com
PRAVEEN BHATIA : pkb54@live.com

Auditor's Report on Quarterly Financial Results for the quarter ended 31st March, 2017 and Year to Date Results of the Company pursuant to the Regulation 33 of the SEBI (Listing Obligations and Disclosure Requirements) Regulations, 2015

To Board of Directors
M/s Sainik Finance & Industries Limited
New Delhi

We have audited the quarterly financial results of M/s Sainik Finance & Industries Limited for the quarter ended 31st March, 2017 and the year to date results for the period 1st April, 2016 to 31st March, 2017 attached herewith, being submitted by the Company pursuant to the requirement of Regulation 33 of the SEBI (Listing Obligations and Disclosure Requirements) Regulations, 2015. These quarterly financial results as well as the year to date financial results have been prepared on the basis of the interim financial statements, which are the responsibility of the company's management. Our responsibility is to express an opinion on these financial results based on our audit of such interim financial statements, which have been prepared in accordance with the recognition and measurement principles laid down in Accounting Standard for Interim Financial Reporting (AS 25 / Ind AS 34), prescribed, under Section 133 of the Companies Act, 2013 read with relevant rules issued thereunder, or by the Institute of Chartered Accountants of India, as applicable and other accounting principles generally accepted in India.

We conducted our audit in accordance with the auditing standards generally accepted in India. Those standards require that we plan and perform the audit to obtain reasonable assurance about whether the financial results are free of material misstatement(s). An audit includes examining, on a test basis, evidence supporting the amounts disclosed as financial results. An audit also includes assessing the accounting principles used and significant estimates made by management. We believe that our audit provides a reasonable basis for our opinion.

In our opinion and to the best of our information and according to the explanations given to us these quarterly financial results as well as the year to date results:

- (i) are presented in accordance with the requirements of Regulation 33 of the SEBI (Listing Obligations and Disclosure Requirements) Regulations, 2015 in this regard; and
- (ii) give a true and fair view of the net profit/ loss and other financial information for the quarter ended 31st March, 2017 as well as the year to date results for the period from 1st April, 2016 to 31st March, 2017.

For Kumra Bhatia & Co.
Chartered Accountants
FR. No. 02848N

P.K. Bhatia
Membership Number- 81174

Place: New Delhi
Date: 29th May, 2017

